Butterfly™

BEST MEDICAL TECHNOLOGY
PRIX GALIEN USA
WINNER 2024

iQ3™



The clear answer in point-of-care ultrasound.



Butterfly iQ3™.

Meet our easiest-to-use POCUS device with the sharpest image quality, AI, advanced imaging tools, user-centric ergonomics, and outstanding scan time.

Clearer images. Easier diagnostic decisions. Intuitive anatomy identification. All made for you.

Butterfly iQ3™, powered by Ultrasound-on-chip™ technology.
Access 3 waveforms in a single-probe, whole-body handheld device.

Highest quality, rapid imaging.

Butterfly iQ3™ offers unparalleled imaging quality with lightning-fast data processing.

With a clarity so extraordinary, it enables you to swiftly and confidently diagnose conditions, transforming patient care. Simply connect the probe to your compatible iOS or Android device, select your preset in seconds with the swipe of a finger — and start scanning.

With over 20+ presets, here are just a few that make Butterfly best-in-class:



Cardiac

Perform fast TTE, evaluate suspected valve disease, and see the heart in 2 planes simultaneously.

Lung

Evaluate respiratory distress and reliably detect the presence of B-lines with our Auto B-line Counter tool.

Nerve

Perform nerve blocks under ultrasound guidance for better success rate and faster speed.[1]

MSK

Assess tears and fractures and support return-to-play decisions, in the clinic or on the sidelines.

1. Lewis, Sharon R et al. "Ultrasound guidance for upper and lower limb blocks." The Cochrane database of systematic reviews vol. 2015,9 CD006459. 11 Sep. 2015, doi:10.1002/14651858.CD006459.pub3



Enhanced comfort and efficiency.

A small, light probe with optimized ergonomics designed to revolutionize your scanning experience.

This innovative device is designed to reduce the physical strain on healthcare professionals and also ensures effortless maneuverability, allowing for more precise and comfortable scans.

Through customizable control buttons, you can tailor the functionality, ensuring intuitive operation and a sterile environment suited to every individual.

The user-friendly controls allow for seamless navigation, enabling quick scans and interpretations, thereby saving critical time during diagnoses.

Built to last your toughest shifts.

From immediate start-up to the longest scan time among rechargeable handheld devices, Butterfly iQ3™ is the top device to keep you scanning all shift long.

Extended scan times[1] enable thorough examinations without interruptions, while shorter charge times help ensure that the device is ready for use, enhancing productivity and enabling seamless patient experiences.



Faster charging. Longer scan time.

- Reliable magnetic charger.
- Rapid charging in under 2 hours.
- Up to 2-hour scan-time.



World-class durability.

- Tested to withstand a 4-foot drop.[2]
- Water and dust resistant.[3]
- Replaceable stomp- and compression-tested cable.

1. Among rechargeable handheld devices.
2. Tested to MIL-STD-810G.
3. IP67 up to the line on the back of the probe.

Unleashing AI's potential in diagnostic innovations.

AI that makes scanning easier than ever.

iQ3™ is not just a device, it's a leap into the future of POCUS. Explore the range of AI-powered diagnostic tools for more streamlined imaging.



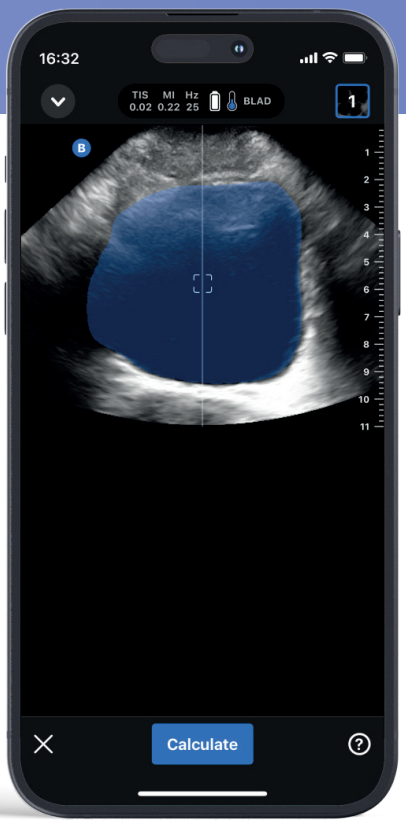

AI-Powered

Auto B-line Counter

Produces a B-line count from just a 6-second ultrasound clip, simplifying dyspnea assessment.

AI-Powered

Auto Bladder Volume Calculation

Delivers automated bladder volume calculations, with 3D visualizations, in seconds. Simplifies urinary retention assessment for less-experienced scanners.

Imaging tools: redefined.

Modern diagnostics with advanced imaging tools.

During your most challenging cases or moments when you need assistance, Butterfly iQ3™'s breaking-edge technology can aid you in your scan.



iQ Slice™

In a moment when precision is essential, hold the probe in one place while it captures multiple images across a wide angle.

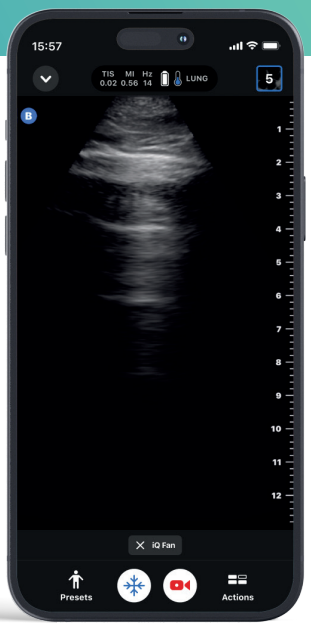

iQ Fan™

This lung-dedicated tool allows you to benefit from real-time back-and-forth virtual tilting, making it easier to detect various lung conditions.

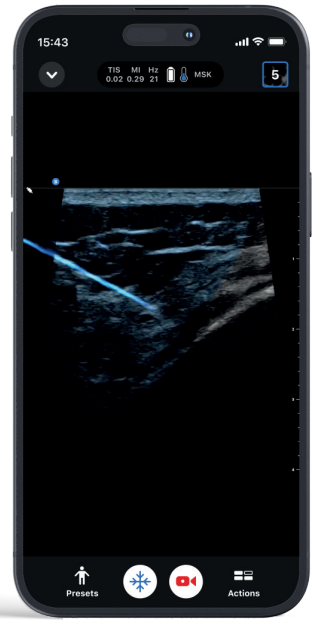

NeedleViz™

Visually highlight needles in-plane for added precision during challenging injections and line-placements.

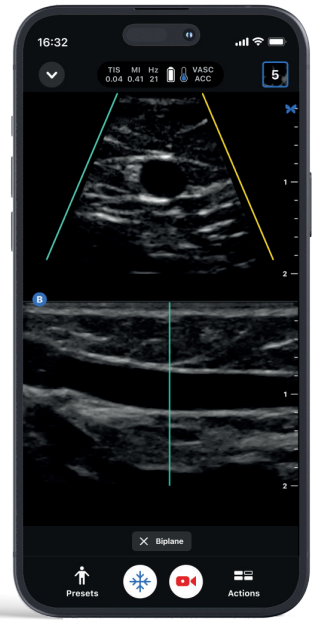

Biplane™

The world's first handheld Biplane Imaging makes it possible to see the short and long axis of your scan in real-time – adding confidence to your procedures and cardiac imaging.

Butterfly Education.

Comprehensive POCUS education for every skill level.

Butterfly meets you where you are on your ultrasound journey with an educational course collection built to support learners from day one through clinical certification.



For educational educational use only. Not for diagnostic use. ScanLab is a separately downloadable educational app included with the Butterfly membership. Available on iPad only.

Butterfly ScanLab™

Our educational app helps you as a learner strengthen your scanning capabilities with in-the-moment feedback and labeling using artificial intelligence.

New | AI-Powered



Butterfly Academy™

A library of courses that can be assigned and tracked by administrators or completed by clinicians at their own pace.

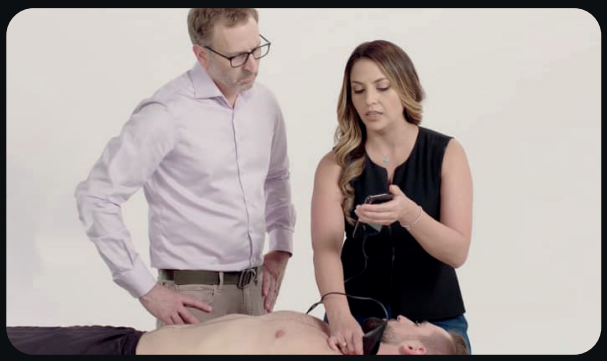

In-App Education

Hundreds of expert-led educational videos at your fingertips, ranging from basic techniques to advanced imaging.

Butterfly handheld probes.



iQ+™



iQ3™

	iQ+™	iQ3™
Frequency	1–10 MHz	1–12 MHz
Butterfly ultrasound chip	Second generation	Next generation
Data transfer rate	4.8Gb/s	9.6Gb/s
Frame rate	27 Hz (Cardiac*1) 22 Hz (Abdomen)	28 Hz (Cardiac*1) 28 Hz (Abdomen)
Probe dimensions	Area: 967 mm^2 Length: 39.3 mm Width: 24.6 mm	Area: 808 mm^2 Length: 35.3 mm Width: 22.9 mm
Probe body	163 x 56 x 35 mm	152 x 52 x 37 mm
Weight distribution	Distribution not ergonomic (309 g)	Ergonomically distributed. (300g)
Buttons	1 button, configurable	3 buttons; configurable
Charging	Wireless 5-hour charging	Magnetic 2-hour contact charging
Standard warranty	1 year	3 years

For prescription use only. Butterfly iQ3™ is a portable ultrasound system designed for external ultrasound imaging. Read the User Manual for warnings, precautions and/or contraindications.

All comparative claims are made relative to second generation iQ+ product.